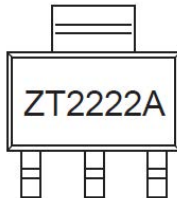


PZT2222A TRANSISTOR (NPN)

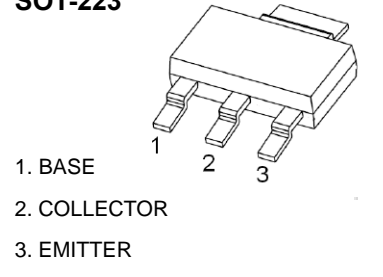
FEATURES

- Epitaxial planar die construction
- Complementary PNP Type available (PZT2907A)

MARKING:



SOT-223



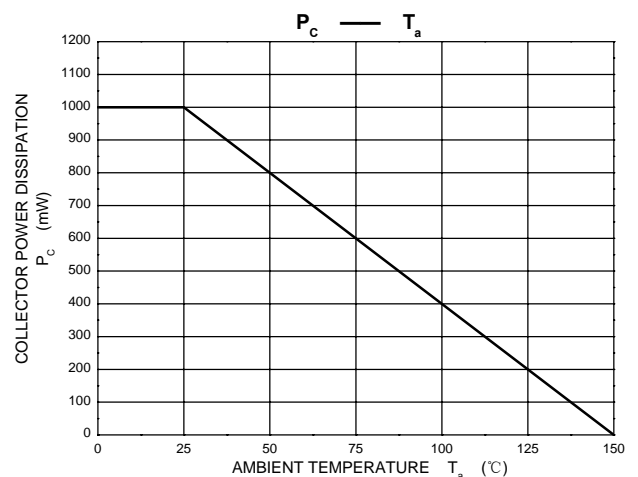
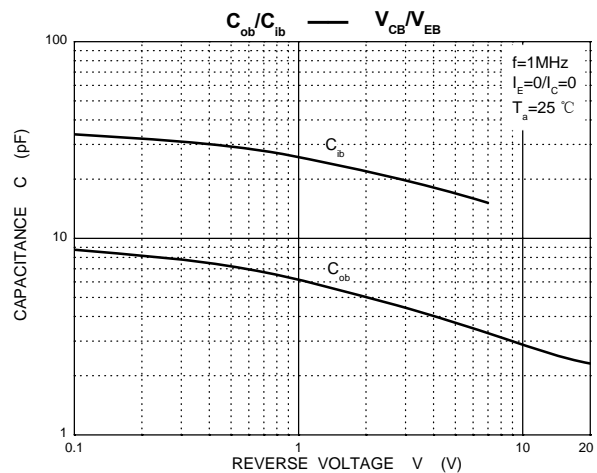
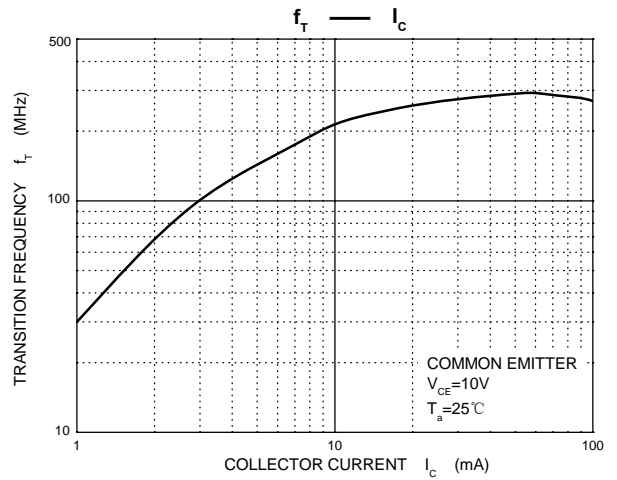
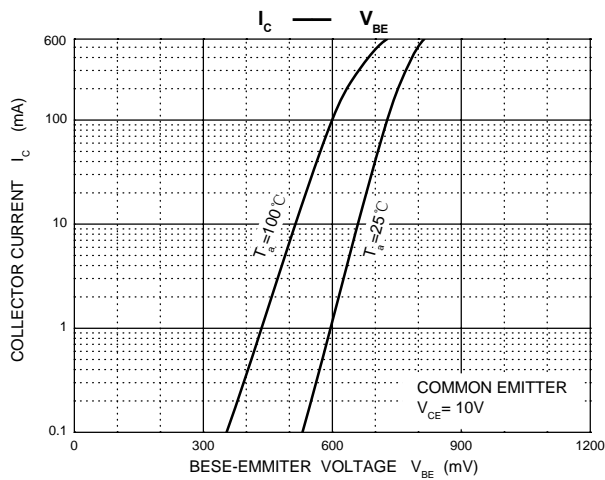
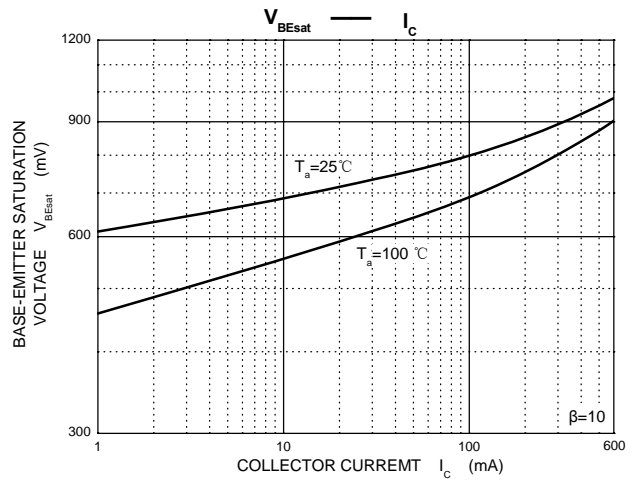
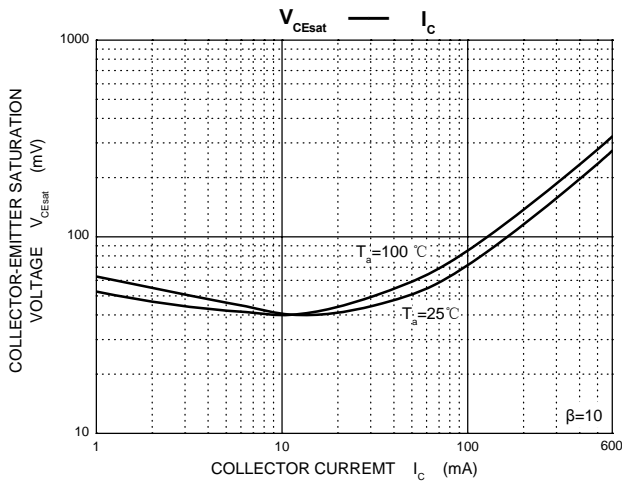
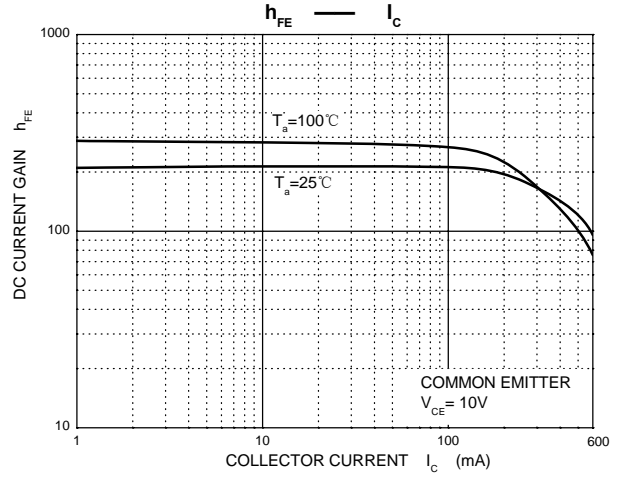
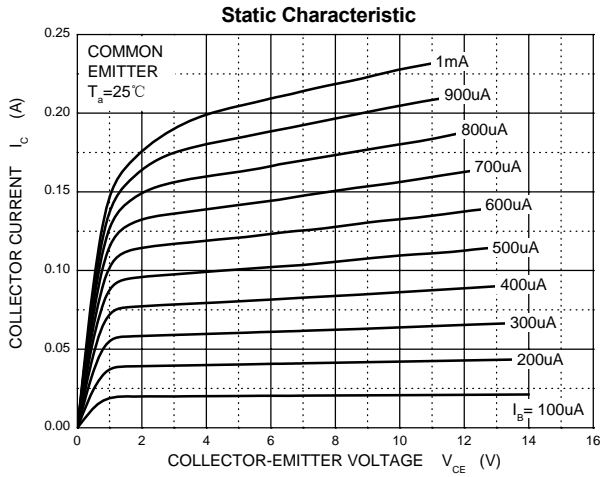
MAXIMUM RATINGS (T_a=25°C unless otherwise noted)

Symbol	Parameter	Value	Unit
V _{CB0}	Collector-Base Voltage	75	V
V _{CEO}	Collector-Emitter Voltage	40	V
V _{EBO}	Emitter-Base Voltage	6	V
I _C	Collector Current -Continuous	600	mA
P _C	Collector Power Dissipation	1	W
T _J , T _{stg}	Operation Junction and Storage Temperature Range	-55~ +150	°C

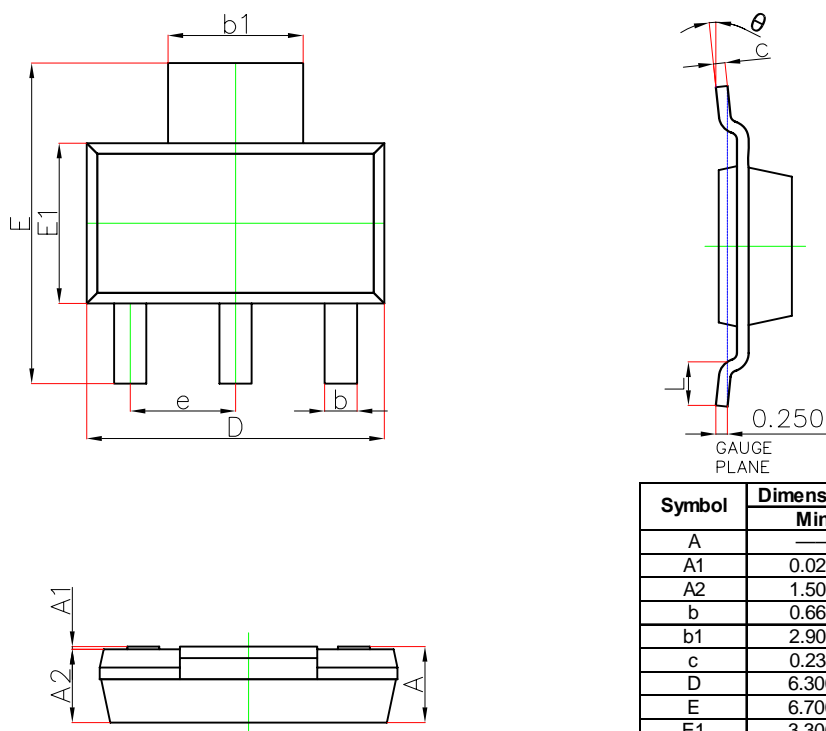
ELECTRICAL CHARACTERISTICS (T_a=25°C unless otherwise specified)

Parameter	Symbol	Test conditions	Min	Max	Unit
Collector-base breakdown voltage	V _{(BR)CBO}	I _C = 10μ A, I _E =0	75		V
Collector-emitter breakdown voltage	V _{(BR)CEO}	I _C = 10mA, I _B =0	40		V
Emitter-base breakdown voltage	V _{(BR)EBO}	I _E =10μA, I _C =0	6		V
Collector cut-off current	I _{CBO}	V _{CB} =60V, I _E =0		10	nA
Collector cut-off current	I _{CEX}	V _{CE} =60V, V _{EB(off)} =3V		10	nA
Emitter cut-off current	I _{EBO}	V _{EB} = 3V , I _C =0		10	nA
DC current gain	h _{FE(1)}	V _{CE} =10V, I _C = 0.1mA	35		
	h _{FE(2)}	V _{CE} =10V, I _C = 1mA	50		
	h _{FE(3)}	V _{CE} =10V, I _C = 10mA	75		
	h _{FE(4)}	V _{CE} =10V, I _C = 150mA	100	300	
	h _{FE(5)}	V _{CE} =1V, I _C = 150mA	50		
	h _{FE(6)}	V _{CE} =10V, I _C = 500mA	40		
Collector-emitter saturation voltage	V _{CE(sat)}	I _C =500mA, I _B = 50mA		1	V
	V _{CE(sat)}	I _C =150mA, I _B = 15mA		0.3	V
Base-emitter saturation voltage	V _{BE(sat)}	I _C =500mA, I _B = 50mA		2.0	V
	V _{BE(sat)}	I _C =150mA, I _B =15mA		1.2	V
Transition frequency	f _T	V _{CE} =20V, I _C = 20mA, f=100MHz	300		MHz
Output Capacitance	C _{ob}	V _{CB} =10V, I _E = 0, f=1MHz		8	pF
Delay time	t _d	V _{CC} =30V, I _C =150mA		10	ns
Rise time	t _r	V _{BE(off)} =0.5V, I _{B1} =15mA		25	ns
Storage time	t _s	V _{CC} =30V, I _C =150mA		225	ns
Fall time	t _f	I _{B1} =-I _{B2} = 15mA		60	ns

Typical Characteristics

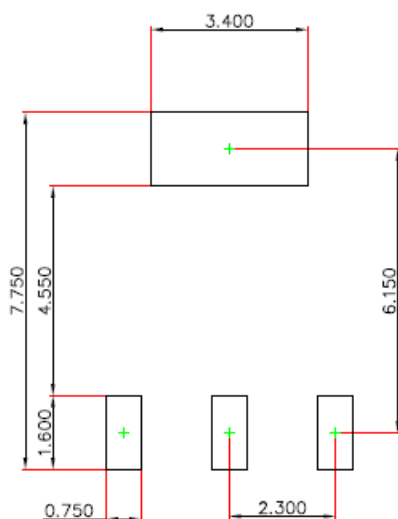


SOT-223 Package Outline Dimensions



Symbol	Dimensions In Millimeters		Dimensions In Inches	
	Min.	Max.	Min.	Max.
A	—	1.800	—	0.071
A1	0.020	0.100	0.001	0.004
A2	1.500	1.700	0.059	0.067
b	0.660	0.840	0.026	0.033
b_1	2.900	3.100	0.114	0.122
c	0.230	0.350	0.009	0.014
D	6.300	6.700	0.248	0.264
E	6.700	7.300	0.264	0.287
E_1	3.300	3.700	0.130	0.146
e	2.300(BSC)		0.091(BSC)	
L	0.750	—	0.030	—
θ	0°	10°	0°	10°

SOT-223 Suggested Pad Layout



Note:

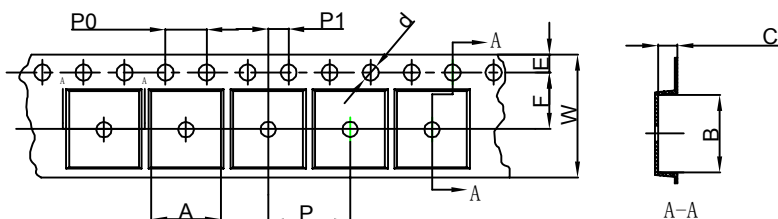
1. Controlling dimension: in millimeters.
2. General tolerance: ± 0.050 mm.
3. The pad layout is for reference purposes only.

NOTICE

JSCJ reserves the right to make modifications, enhancements, improvements, corrections or other changes without further notice to any product herein. JSCJ does not assume any liability arising out of the application or use of any product described herein.

SOT-223 Tape and Reel

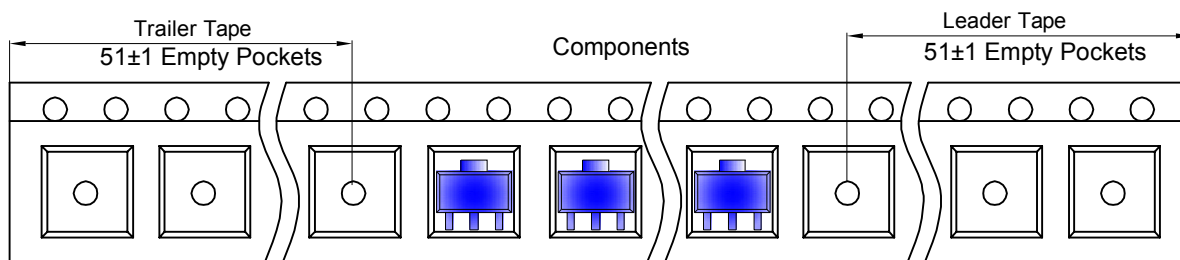
SOT-223 Embossed Carrier Tape



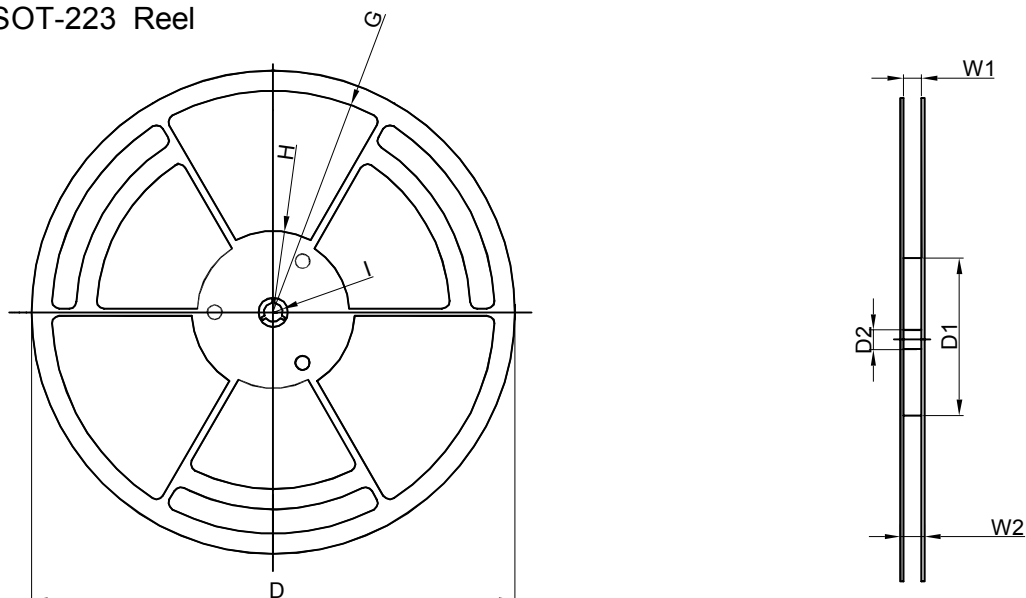
Packaging Description:
 SOT-223 parts are shipped in tape. The carrier tape is made from a dissipative (carbon filled) polycarbonate resin. The cover tape is a multilayer film (Heat Activated Adhesive in nature) primarily composed of polyester film, adhesive layer, sealant, and anti-static sprayed agent. These reeled parts in standard option are shipped with 2,500 units per 13" or 33.0cm diameter reel. The reels are clear in color and is made of polystyrene plastic (anti-static coated).

Dimensions are in millimeter										
Pkg type	A	B	C	d	E	F	P0	P	P1	W
SOT-223	6.765	7.335	1.88	Ø1.50	1.75	5.50	4.00	8.00	2.00	12.00

SOT-223 Tape Leader and Trailer



SOT-223 Reel



Dimensions are in millimeter								
Reel Option	D	D1	D2	G	H	I	W1	W2
13" Dia	Ø330.00	100.00	13.00	R151.00	R56.00	R6.50	12.40	17.60

REEL	Reel Size	Box	Box Size(mm)	Carton	Carton Size(mm)	G.W.(kg)
2,500 pcs	13 inch	2,500 pcs	336×336×48	20,000 pcs	445×355×365	