

Product name FA-238 16.000000 MHz 22.0 +50.0-50.0

Product Number / Ordering code Q22FA23800980xx

Please refer to the 5.Packing information about xx (last 2 digits)

Pb free / Complies with EU RoHS directive

Reference weight Typ. 16 mg

**1.Absolute maximum ratings**

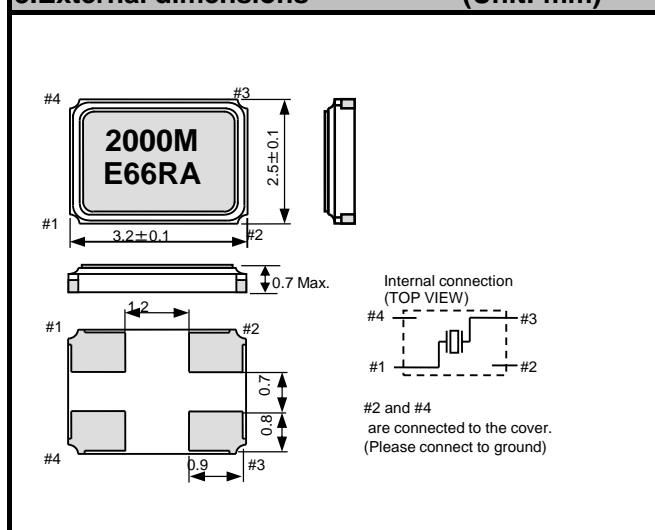
Parameter	Symbol	Min.	Typ.	Max.	Unit	Conditions / Remarks
Storage temperature	T_stg	-40	-	+125	°C	Storage as single product
Operating temperature	T_use	-40	-	+105	°C	

**2.Specifications(characteristics)**

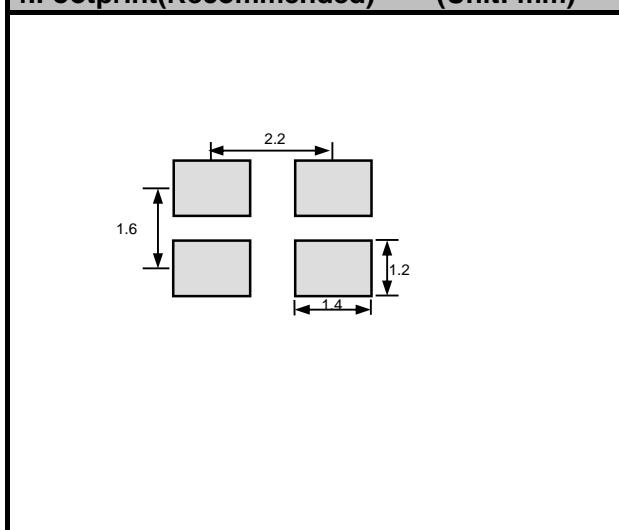
Parameter	Symbol	Min.	Typ.	Max.	Unit	Conditions / Remarks
Nominal frequency	f_nom	—	16.000000	—	MHz	Fundamental
Frequency tolerance	f_tol	-50	-	+50	x 10 <sup>-6</sup>	@+25°C
Frequency Stability over temperature	f_tem	-30	-	+30	x 10 <sup>-6</sup>	-20°C to +70°C
Operating temperature	T_use	-20	-	+70	°C	
Level of drive	DL	10	100	200	μW	
Load capacitance	CL	—	22	—	pF	
Motional resistance (ESR)	R1	-	-	80	Ω	
Motional capacitance	C1	-	1.96	-	fF	
Motional inductance	L1	-	50.43	-	mH	
Shunt capacitance	C0	-	0.93	-	pF	
Frequency aging	f_age	-5	—	+5	x10 <sup>-6</sup> /yea	@+25°C, First year

**3.External dimensions**

(Unit: mm)

**4.Footprint(Recommended)**

(Unit: mm)

**5.Packing information**

[ 1 ]Product number last 2 digits code (xx) description

The recommended code is "17"

Q22FA23800980xx

Code	Condition	Code	Condition
01	Any Q'ty vinyl bag(Tape cut)	14	1000pcs / Reel
11	Any Q'ty / Reel	15	2000pcs / Reel
12	250pcs / Reel	00	3000pcs / Reel
13	500pcs / Reel	17	4000pcs / Reel

(1) Tape dimensions TE0804L

Material of the Top Tape : PET+PE

[illegible]

Material of the Reel : PS

Technical drawing of a mechanical part, likely a wheel or disc, showing front, side, and detail views.

**Front View (Left):**

- Overall diameter:  $\Phi 180.00$
- Inner diameter:  $\Phi 76$
- Radius of outer rim:  $R160$
- Central hole diameter:  $\Phi 3$
- Feature 'G' is indicated on the inner rim.

**Side View (Right):**

- Overall thickness:  $11.40 \pm 1$
- Inner hole depth:  $9.00 \pm 0.3$
- Distance from top surface to center of inner hole:  $60.00$

**Detail View (Bottom Right):**

- Shows a cross-section of the inner hole with a diameter of  $\Phi 21 \pm 0.8$ .
- Shows a cross-section of the outer rim with a diameter of  $\Phi 13 \pm 0.2$ .
- Dimension  $2.00$  is shown for the distance between the center of the inner hole and the center of the outer rim.

## 6. Reflow profile

### Reflow condition

Pre Heating Temperature

$T_{p1} \sim T_{p2} = +170^{\circ}\text{C}$

Heating Temperature

$T_{Mlt} = +220^{\circ}\text{C}$

Peek Temperature

$T_{Max.} = +260^{\circ}\text{C}$

Point of measuring

In case of Solderability  
Terminal.

In case of Resistance to soldering heat  
Surface.

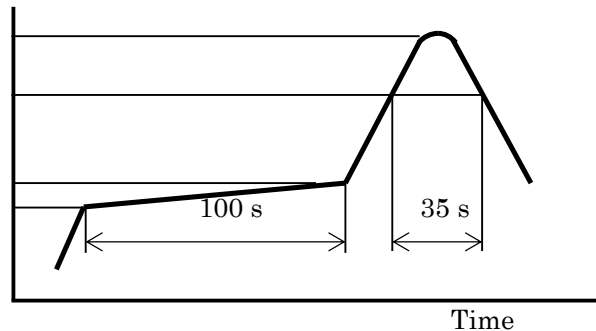
Temperature

$T_{Max.}$

$T_{Mlt}$

$T_{p2}$

$T_{p1}$



## 7. Notice

- This material is subject to change without notice.
- Any part of this material may not be reproduced or duplicated in any form or any means without the written permission of Seiko Epson.
- The information about applied data, circuitry, software, usage, etc. written in this material is intended for reference only.  
Seiko Epson does not assume any liability for the occurrence of customer damage or infringing on any patent or copyright of a third party.  
This material does not authorize the licensing for any patent or intellectual copyrights.
- When exporting the products or technology described in this material, you should comply with the applicable export control laws and regulations and follow the procedures required by such laws and regulations.
- You are requested not to use the products (and any technical information furnished, if any) for the development and/or manufacture of weapon of mass destruction or for other military purposes. You are also requested that you would not make the products available to any third party who may use the products for such prohibited purposes.
- These products are intended for general use in electronic equipment. When using them in specific applications that require extremely high reliability, such as the applications stated below, you must obtain permission from Seiko Epson in advance.
  - / Space equipment (artificial satellites, rockets, etc.)
  - / Transportation vehicles and related (automobiles, aircraft, trains, vessels, etc.)
  - / Medical instruments to sustain life
  - / Submarine transmitters
  - / Power stations and related
  - / Fire work equipment and security equipment
  - / Traffic control equipment
  - / And others requiring equivalent reliability.
- All brands or product names mentioned herein are trademarks and/or registered trademarks of their respective.

## Contact us

<http://www5.epsondevice.com/en/contact/>